

Technical Data BA22I

Performances**

		A10W35	A7W35*	A2W35*	A-7W35*	A-7W50
Heating Capacity	kW	5.34	4.91	3.61	2.84	2.69
Cooling Capacity	kW	4.41	3.97	2.69	1.96	1.58
Power In	kW	1.04	1.04	1.02	0.97	1.20
COP	-	5.16	4.72	3.53	2.92	2.24
Operating Current	A	5.4	5.4	5.3	5.1	6.1

Compressor

Type	BLDC Inverter	
Speed	30-90	1/s
Charge POE oil	0.57	l
LRC	-	A
Max. Op. Current	12	A

Evaporator

Type	Coil	
Material	Al/Cu	
Heat Transfer Area	21	m ²
Fin Spacing	2	mm
Max Overpressure	4.2	Mpa
Air Flow	max.3000	m ³ /h
Fan Motor	max. 0,1	kW
Fan Diameter	450	mm
Speed	max.900	1/min
Sound Power Level	63	dB"A"
Defrost	reversal	
Sound pressure level - 1/5/10 m	56/44/38	dB"A"****

Condenser

Type	PHE	
Material	AISI316	
Water Flow	0.26	kg/s
Minimum flow	0.24	kg/s
Temp. Difference	5	K
Water volume	7.0	l
Max. Water Overp.	250	kPa
Max. Ref. Overp.	4.2	MPa
Pump Ext. Head	4.0	m
Pump Motor	max.100	W

Refrigerant Circuit

Refrigerant	R410a	
Charge	1.9	kg

Aux. Heater

Heating Capacity	4,5(+4,5) kW
------------------	--------------

Controls

Controller	pCO5
EEV	Yes
Water Probe	Yes
SHW Probe	Yes
Outdoor Probe	Yes
Dynamic Set Point	Yes
Refrigerant Probe	2xPT

Power Supply

Voltage	1x230 or 3x400 V
Frequency	50 Hz
Max. Current C (H)	16/(16)/(16) A

Connections and Dimensions

Hot Water	1	"OD
He x Wi x De	165x130x53	cm
Weight	155	kg

Limits

Water Overpressure	0.25	MPa
Ref. Overpressure	4.2	MPa
Air Min/Max	-15/+30	°C
Water Min/Max	20/60	°C

*A2W35, acc. to EN14511, condenser dT=5K

"A2" Air Inlet +2°C

"W35" Water Outlet 35°C

Defrost energy considered.

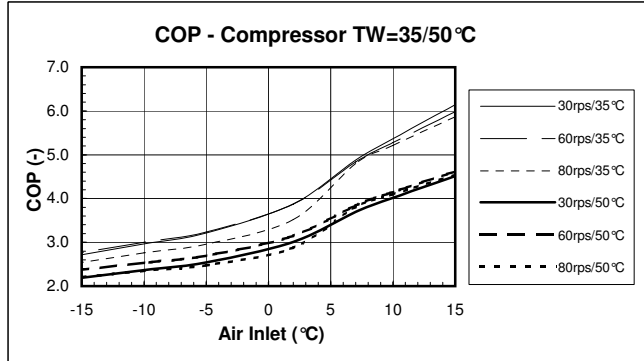
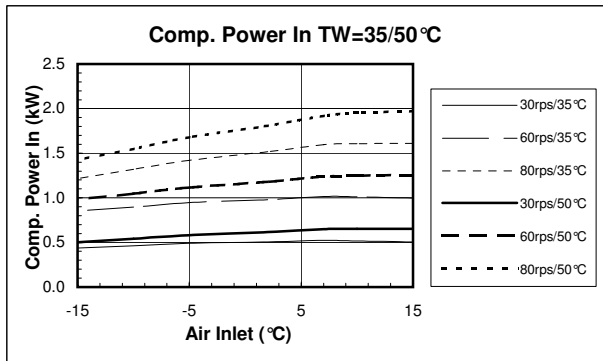
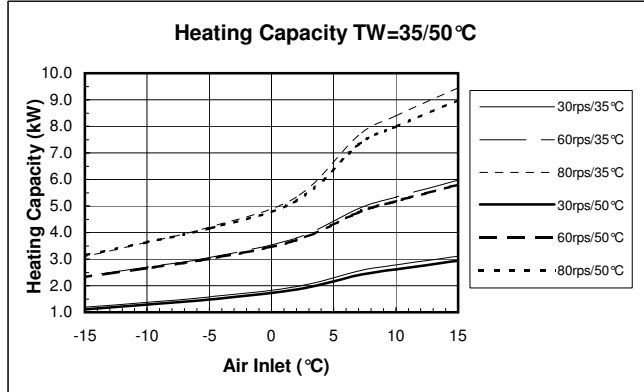
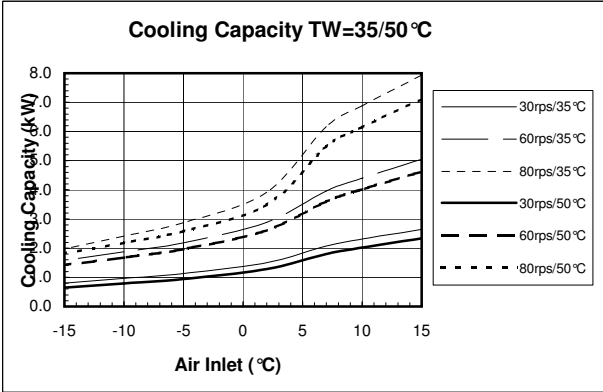
Performance Tolerance EN14511

* at 60Hz

**** Noise in the open air 1 m above the ground

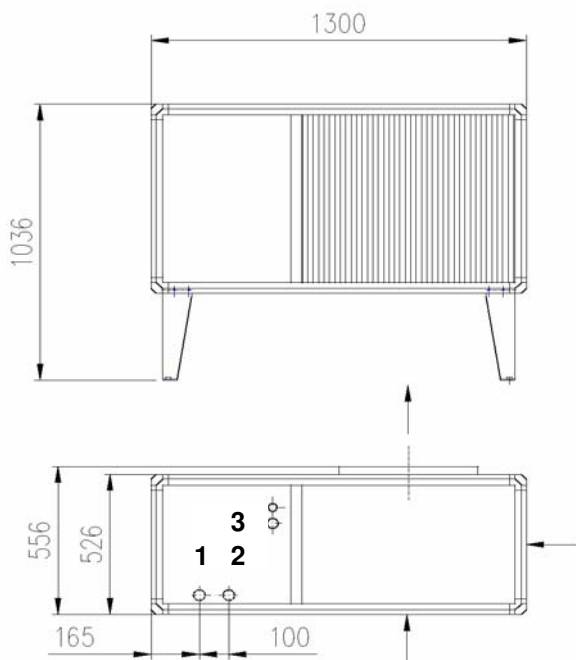
Technical Data BA22I

Performance *



* Performance Tolerance $\pm 5\%$, defrost energy included

Dimensions, Connections



1. Water Outlet 1" OD
2. Water Inlet 1" OD
3. Electrical Bushings
1xPG21
1xPG29

