

Technical Data BA26IS

Performances

		A10W35	A7W35*	A2W35*	A-7W35**	A-15W35***
Heating Capacity	kW	9,46	8,10	5,57	5,49	5,09
Cooling Capacity	kW	7,90	6,50	4,10	3,64	3,12
Power In	kW	1,71	1,75	1,62	1,99	2,11
COP	-	5,53	4,63	3,44	2,75	2,41
Operating Current	A	8,7	8,9	8,4	10,0	10,5

Compressor

Type	BLDC Inverter	
Speed	20-100	1/s
Charge oil FVC68D	0,9	l
LRC	-	A
Max. Op. Current	12	A

Evaporator

Type	Coil	
Material	Al/Cu	
Heat Transfer Area	21	m ²
Fin Spacing	2,0	mm
Max Overpressure	4,2	Mpa
Air Flow	max. 3500	m ³ /h
Fan Motor	max. 0,13	kW
Fan Diameter	450	mm
Speed	max.900	1/min
Sound Power Level	62	dB"A"
Defrost	reverse cycle	

Condenser

Type	PHE	
Material	AISI316	
Water Flow	0,39	kg/s
Minimum flow	0,23	kg/s
Temp. Difference	5	K
Water volume	10,9	l
Max. Water Overp.	250	kPa
Max. Ref. Overp.	4,2	MPa
Pump Ext. Head	5,0	m
Pump Motor	4-70	W

Refrigerant Circuit

Refrigerant	R410a	
Charge	2,3	kg

Aux. Heater

Heating Capacity	4,5+(4,5)	kW
------------------	-----------	----

Controls

Controller	pCO5
EEV	Yes
Water Probe	Yes
Mixing Probe	Yes, 2x
HW Probe	Yes
Outdoor Probe	Yes
Weather Comp.	Yes
Refrigerant	2xPT

Power Supply

Voltage	1x230 or 3x400 V	
Frekvence	50	Hz
Max. Current C (H)	20/(16)/(16) A	

Dimensions and Connections

Heating	1	"OD
Vapour/Liquid	15(16)/8	mm
He x Wi x De	120x53x72 cm	
Weight Ind./Out.	165/50	kg

Operating Limits

Water Overpressure	0,25	MPa
Ref. Overpressure	4,2	MPa
Air Min/Max	-15/+40	°C
Water Min/Max	20/60	°C

*A2W35, acc. to EN14511, condenser dT=5K

"A2" Air Inlet +2°C

"W35" Water Outlet 35°C

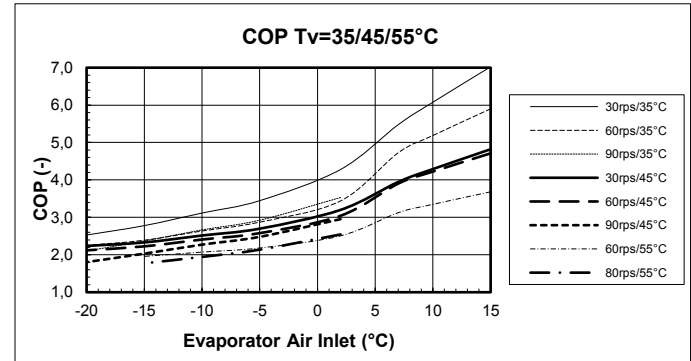
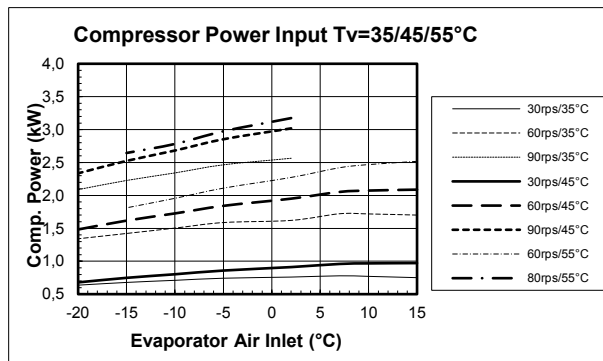
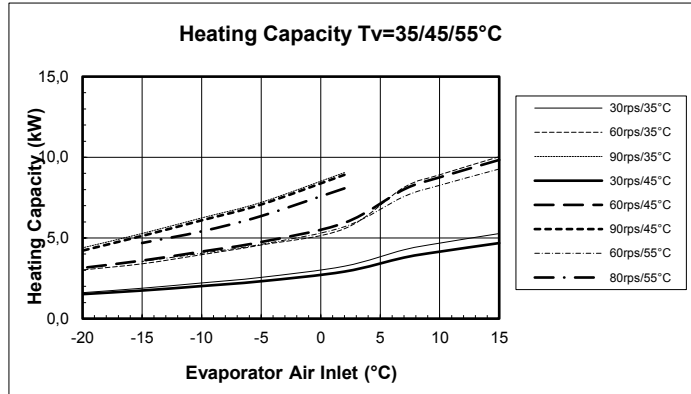
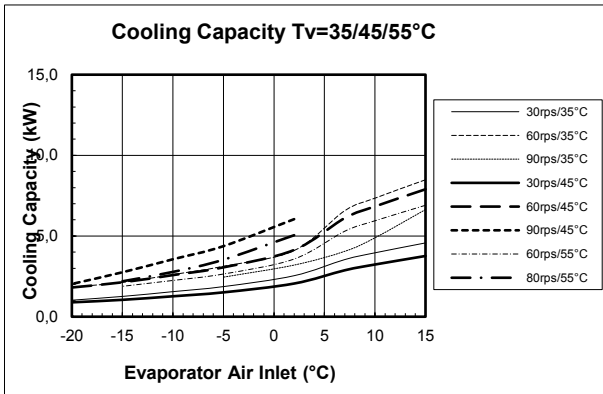
Defrost energy considered.

Performance Tolerance EN14511

* at 60rps, ** at 80rps, *** at 90rps

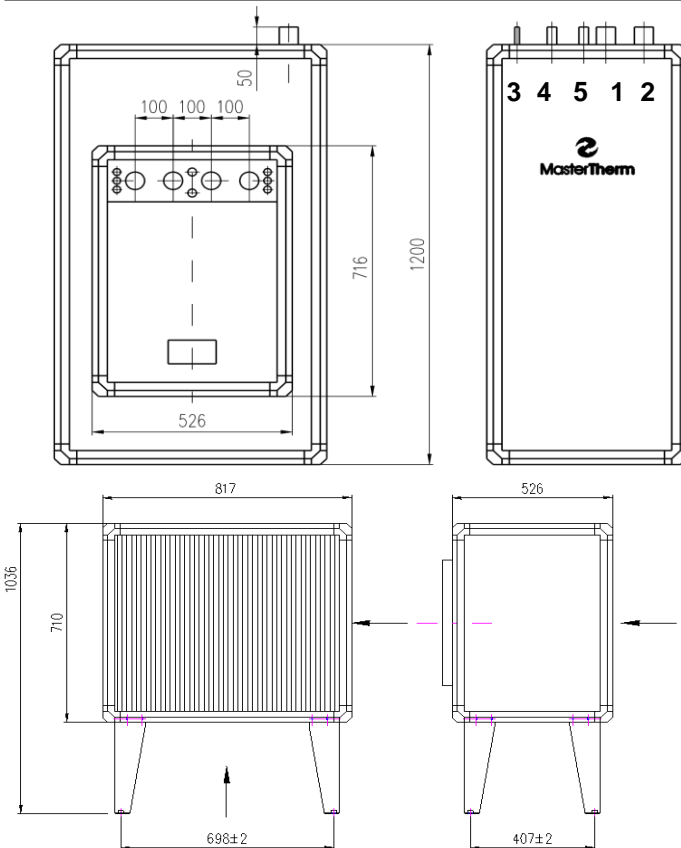
Technical Data BA26IS

Performance *



* Performance Tolerance $\pm 10\%$, defrost energy included

Dimensions, Connections



1. heating outlet 1" OD
 2. heating inlet 1" OD
 3. liquid line 8mm
 4. vapour line 15(16)mm
 5. desuperheater 2x15mm**
- **optional

Unit Pressure Drop/Head

