

Technical Data BA60IS

Performances	rps	60	60	60	90	120
		A10W35	A7W35	A2W35	A-7W35	A-15W35
Heating Capacity	kW	23.6	22.3	15.7	18.0	20.6
Cooling Capacity	kW	19.3	18.0	11.6	11.8	12.4
Power In	kW	4.6	4.6	4.4	6.7	9.0
COP	-	5.12	4.84	3.60	2.68	2.30
Operating Current	A	10.3	10.3	9.9	13.7	17.3

Compressor

Type	BLDC Inverter	
Speed	15-150	rps
Charge FVC68D oil	1.4	l
LRC***	-	A
Max. Op. Current	35	A

Evaporator

Type	Coil	
Material	Al/Cu	
Heat Transfer Area	84	m ²
Fin Spacing	2.1	mm
Max Overpressure	4.2	Mpa
Air Flow	max. 8	m ³ /h
Fan Motor	max. 0,4	kW
Fan Diameter	630	mm
Speed	max. 780	1/min
Lwa Ind./Outd.	53/58**	dB"A"
Defrost	reversal	

Condenser

Type	PHE	
Material	AISI316	
Water Flow	1.13	kg/s
Minimum flow	0.24	kg/s
Temp. Difference	5	K
Water volume	10.9	l
Max. Water Overp.	250	kPa
Max. Ref. Overp.	4.2	MPa
Pump Ext. Head	5.0	m
Pump Motor	310	W

Refrigerant Circuit

Refrigerant	R410a	
Charge	6.9	kg

Aux. Heater

Heating Capacity	-	kW
------------------	---	----

Controls

Controller	pCO5	
EEV	Yes	
Water Probe	Yes	
SHW Probe	Yes	
Outdoor Probe	Yes	
Dynamic Set Point	Yes	
Refrigerant Probe	2xPT	

Power Supply

Voltage	3x400	V
Frequency	50	Hz
Max. Current	32	A

Connections and Dimensions

Heating	5/4	"OD
Liquid/Vapour Line	12 / 28	mm
He x Wi x De Ind.	120x53x72 cm	
He x Wi x De Out.	165x101x82 cm	
Weight Ind./Out.	185/120	kg

Limits

Water Overpressure	0.25	MPa
Ref. Overpressure	4.2	MPa
Air Min/Max	-15/+35	°C
Water Min/Max	20/64	°C

*A2W35, acc. to EN14511, condenser dT=5K

"A2" Air Inlet +2°C

"W35" Water Outlet 35°C

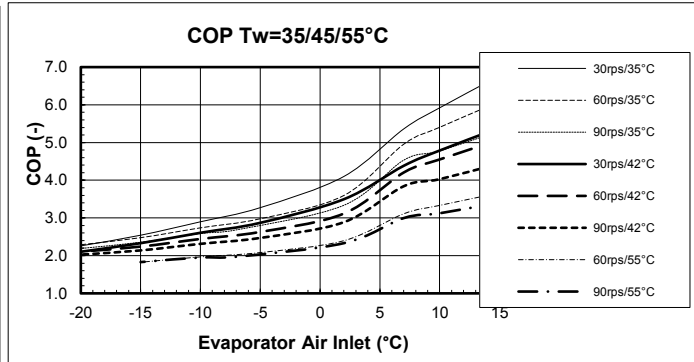
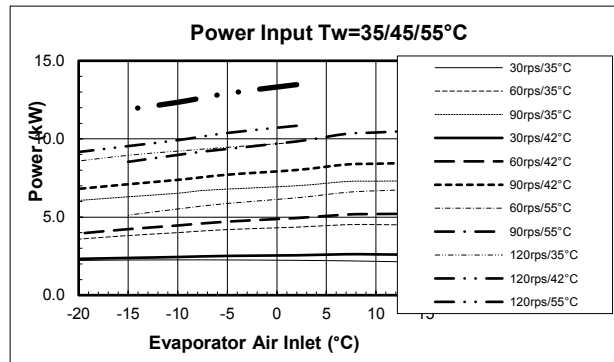
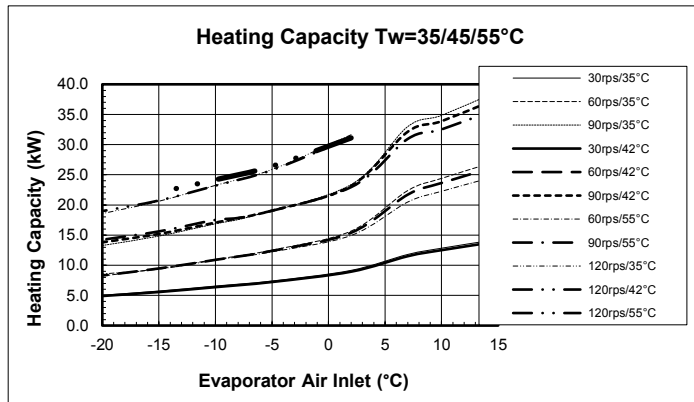
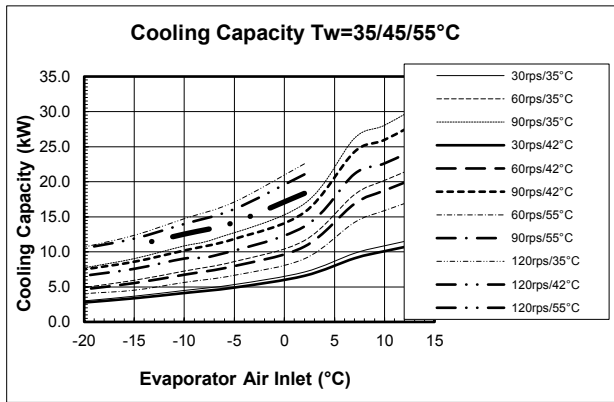
Defrost energy considered.

Performance Tolerance ±5%

** A7W55, part load 30rps

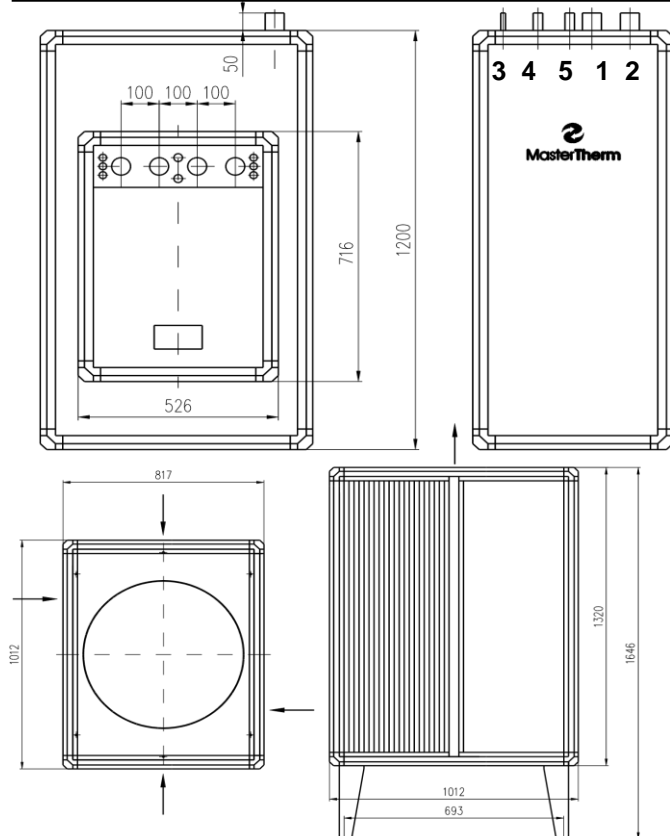
Technical Data BA60IS

Performance *



* Performance Tolerance $\pm 10\%$, defrost energy included

Dimensions, Connections



1. heating out 5/4" OD
2. heating in 5/4" OD
3. liquid line 12mm
4. vapour line 28mm
5. desuperheater 2x15mm (optional)

